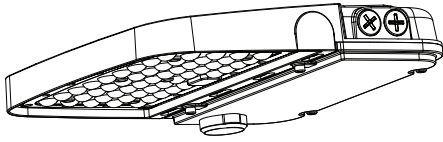


LED Area/Flood Light Pro-Series

FEATURES:



- ▶ Unique Shell design with best cooling system
- ▶ 4KV/6KV surge protection
- ▶ Pre-Select 3 Wattage
- ▶ High Efficiency > 150 Lumens / Watt
- ▶ Polyester powder-coated finish for rust and corrosion proof
- ▶ Photocell, Motion Sensor, 1-10V Dimming Optional
- ▶ 5-Year Warranty



Visor Design

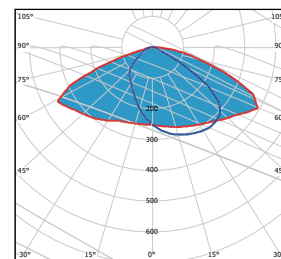
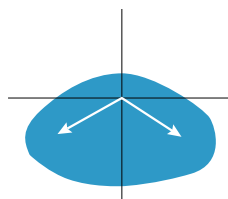


Pre-Select 3 Wattage
DIP Switch

High Efficiency
>150 LM/W

Type 3 Beam Angle

• TYPE 3



Optional Accessories:



Photo Cell



Motion Sensor
(with photocell function)

Optional Accessories:

- Slip Fitter
- Universal Arm (Pole) Mounting
- Trunnion Mounting
- Wall Mounting

LED Area/Flood Light Pro-Series

Construction:

- ▶ Integrated die-casting aluminum heat sink
- ▶ Standard 15" length power cord
- ▶ High efficiency polycarbonate lens
- ▶ Robust die-casting aluminum bracket
- ▶ Corrosion resistant die-casting aluminum housing

Performance:

- ▶ Pre-Select 3 Wattage
- ▶ High efficiency >150 Lumens / Watt
- ▶ L70 lumen maintenance > 500,000 hours @25°C
- ▶ Dark brown polyester powder coat finish
- ▶ IP65 rated and 5-Year warranty

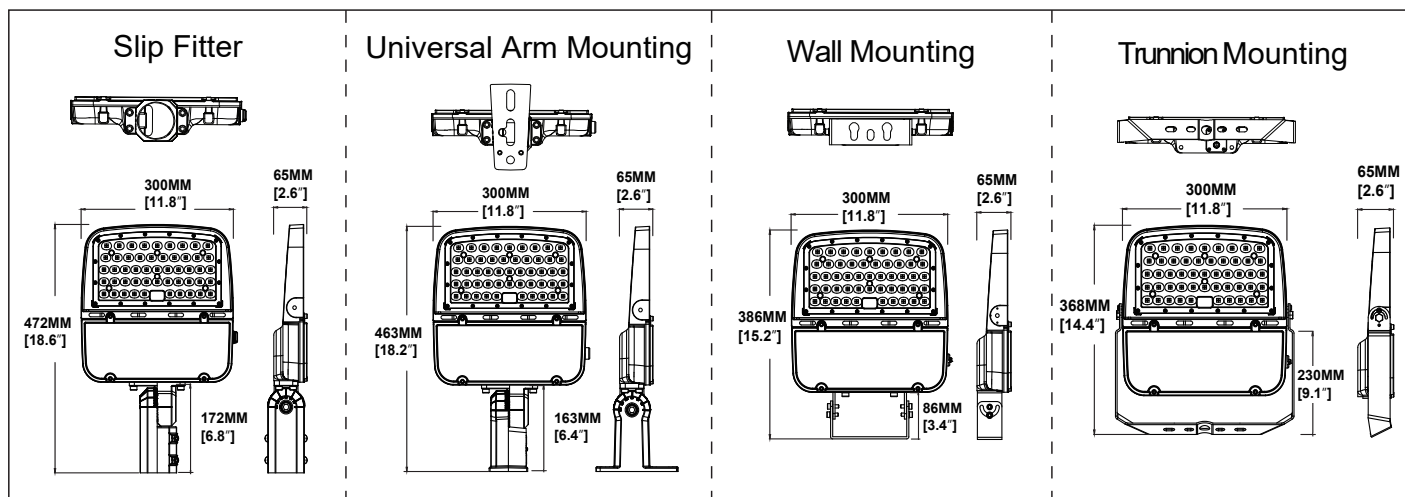
Specifications:

SKU	101309	101310	101311
Product No.	FDFL-75/100/150-LED5K-120-347V	FDFL-150/200/240-LED5K-120-347V	FDFL-200/240/300-LED5K-120-347V
Rated Power	<ul style="list-style-type: none"> ■ 75W ■ 100W ■ 150W Pre-Select 	<ul style="list-style-type: none"> ■ 150W ■ 200W ■ 240W Pre-Select 	<ul style="list-style-type: none"> ■ 200W ■ 240W ■ 300W Pre-Select
Lumens Output (LM)	<ul style="list-style-type: none"> ■ 12156.3 @75W ■ 15418.7 @100W ■ 21744.1 @150W 	<ul style="list-style-type: none"> ■ 23876.6 @150W ■ 30021.9 @200W ■ 34670.3 @240W 	<ul style="list-style-type: none"> ■ 31262.5 @200W ■ 35140.7 @240W ■ 43401.3 @300W
CCT	■ 5,000K	■ 5,000K	■ 5,000K
Efficiency (LM/W)	>150LM/W		
CRI	>70		
Lifespan	50,000 hours		
Weight(kg/lbs)	4.3 / 9.5	5.2 / 11.5	5.8 / 12.8
Dimmable	1-10V		
IP Rating	IP65		
Beam Angle	TYPE III		
Input Voltage	120-347V		
Power Factor	>0.9		
Housing	Die-Casting Aluminum		
Lens	Clear PC		
Surge Protection	L-N: 4kV, L&N-PE: 6KV		
Optional Mounting	Slip Fitter, Trunnion Mounting, Universal Arm (Pole) Mounting, Wall Mounting		
Certification	ETL, DLC 5.1 PREMIUM		
Operating Temperature	-40° ~ 131° F (-40° ~ 55° C)		

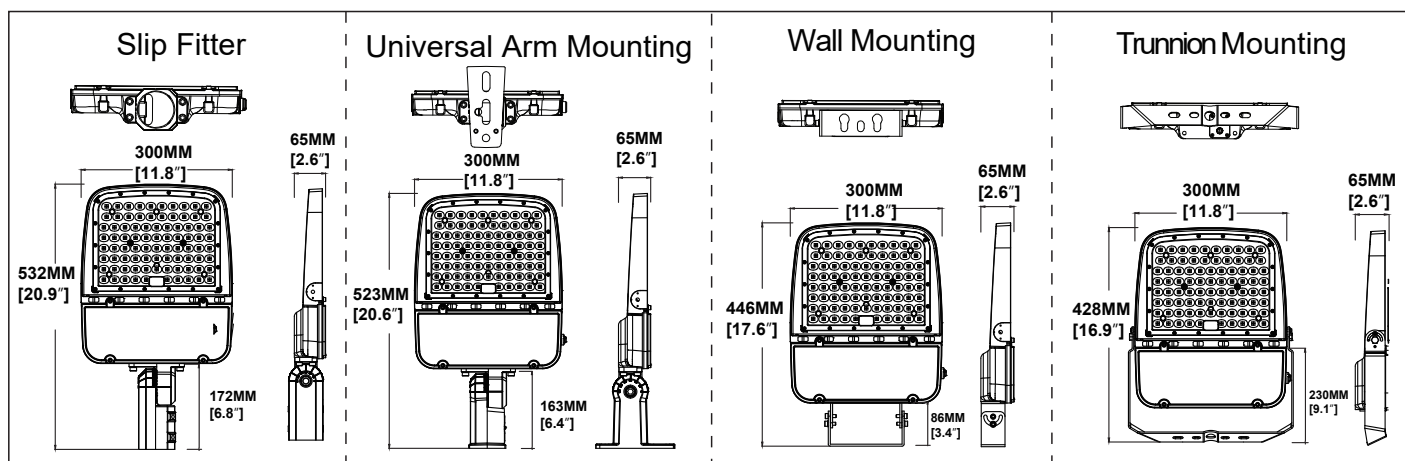
LED Area/Flood Light Pro-Series

Dimension:

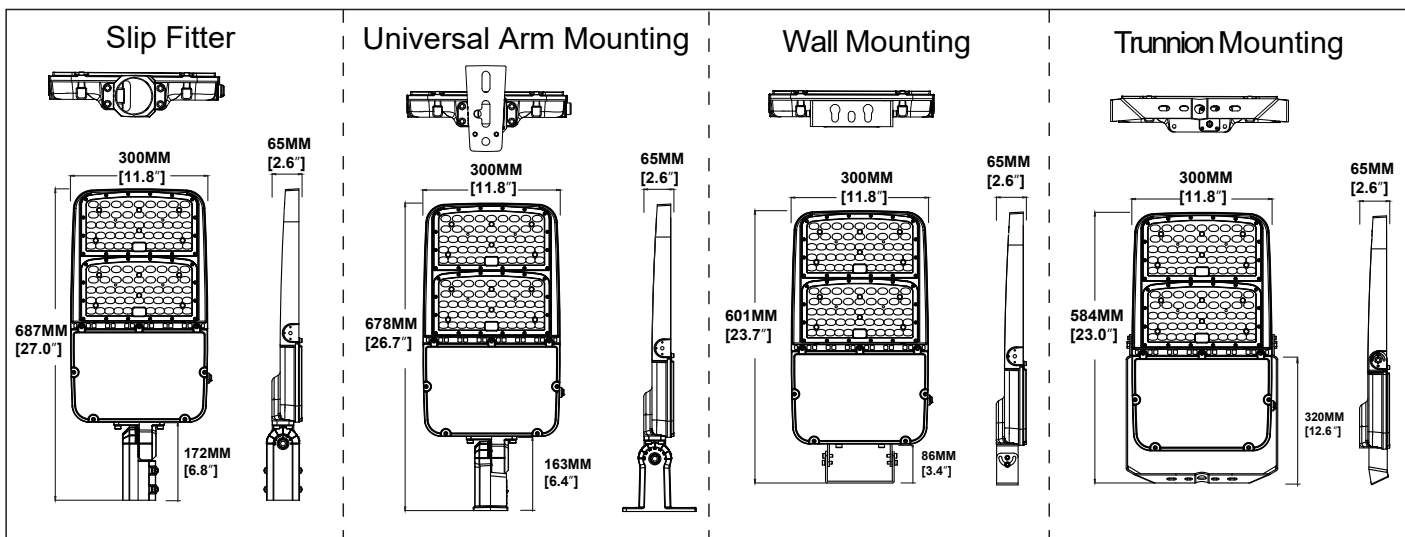
● 75W-150W



● 150W-240W



● 200W-300W



LED Area/Flood Light Pro-Series

Optional Accessories:



Slip Fitter



Universal Arm (Pole) Mounting



Wall Mounting



Trunnion Mounting



Bull Horn



Photocell



**Motion Sensor
(with photocell function)**



Remote Controller