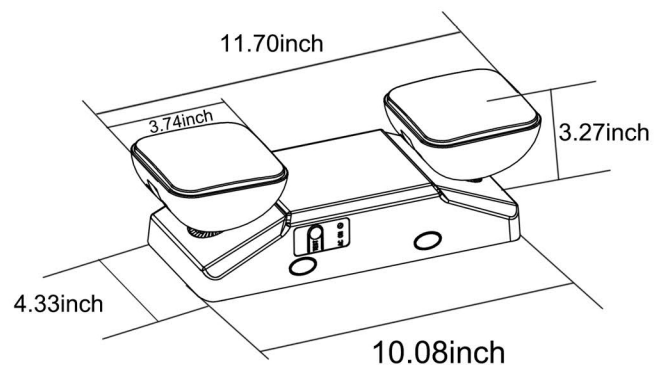


LED Emergency Light



The twin-heads emergency light is suitable for property management and institutional applications, and is designed using durable and light weighted high impact thermoplastic.

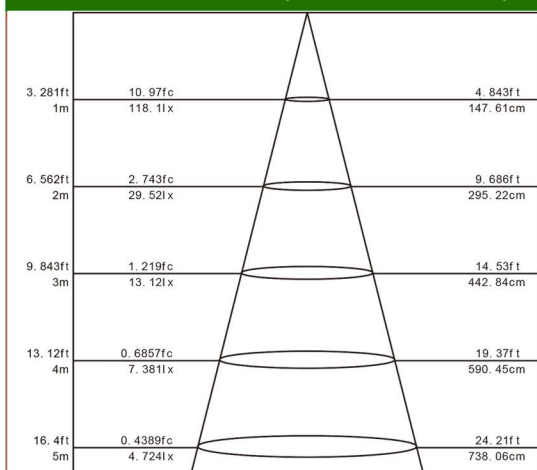
Dimension



Features and Specifications:

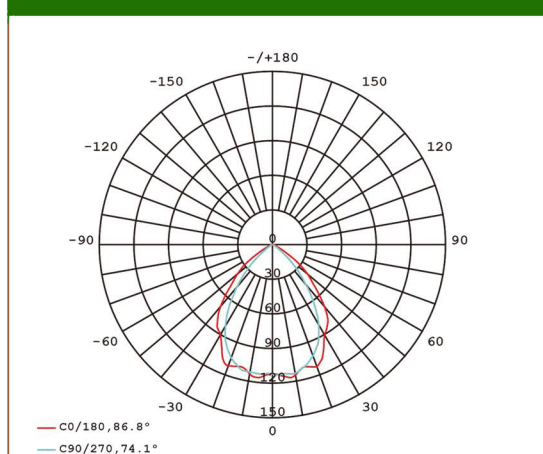
- LED Ultra Bright Light Source
- 120V-347V Wide Voltage
- Nickel Cadmium (NiCad) battery
- Test switch and AC-On indicator included
- Suitable for wall mount/Conduit mounting
- Heads adjustable
- 2*100lm output
- Suitable for Damp Locations
- **120mins emergency duration**
- cULus approved

Illuminance (at a distance)



HT EAVG/EMAX ANGLE:72.86DEG DIA

Luminous Intensity Distribution Diagram



AVERAGE BEAM ANGLE(50%):84.5 DEG